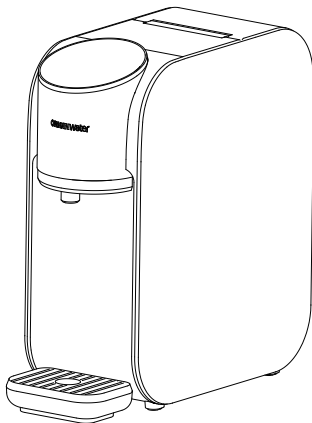


ORIGINwater

Benchtop NF Water Purifier User manual

D768AU

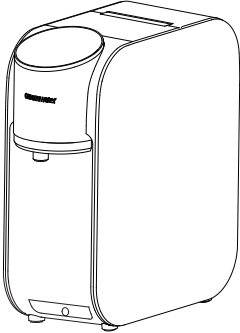
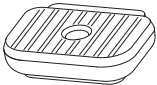





ORIGINWATER GROUP PTY LTD



Accessories

Please check the accessories before use and contact your local dealer for any missing accessories.

 <p>Main body</p>	 <p>Drip tray</p>	 <p>DF-C Combined cartridge</p>
	 <p>Power cable</p>	 <p>User manual</p>

Technical Data

Name: Benchtop NF Water Purifier

Product Type: OW-DF-31F

Model: D768AU

Water Supply: Tap Water

Working Pressure: 400~600KPa

Power Input: 230V~/50Hz

Flow: 0.3~0.5L/min

Max. Watt: 2200W

Heat Watt: 2100W

Min Working Temperature: 4°C

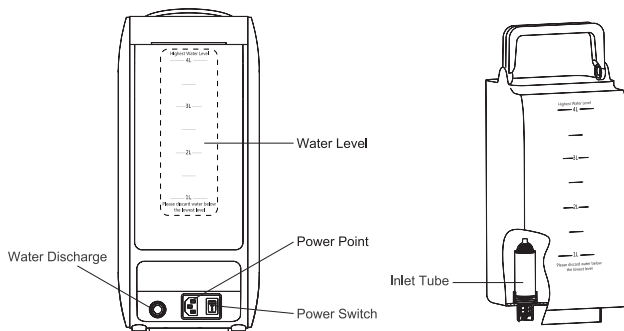
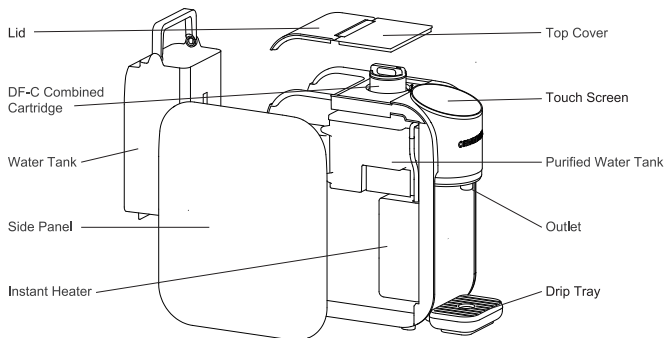
Max Working Temperature: 40°C

Min Water Intake Temperature: 5°C

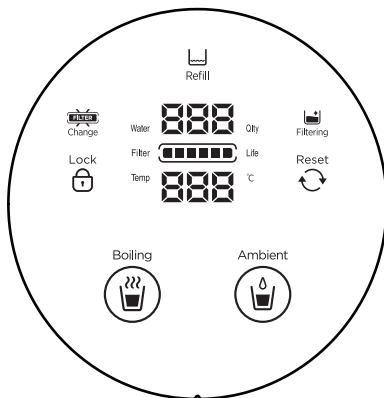
Max Water Intake Temperature: 38°C


ORIGINwater


Components




Panel Display Instructions




 **Refill:** Icon flashes, indicating either to dump the remaining water and refill it with tap water, or to reposition the water tank.

 **Filtering:** Icon lights up as the device is producing water.

 **Filter Change:** Icon flashes when the cartridge needs to be changed.

 **Water Qty:** 100 indicates best water quality, 0 indicates the worst water.

 **Cartridge Lifetime:** Cartridge lifetime bar indicates the remaining cartridge life. When the bar is flashing, the cartridge life is close to expiry.

 **Outlet Temperature:** Displays temperature of water (celsius) at the outlet, shows 100 at hot water outlet.

ORIGINwater



Lock Child Lock button: Icon lights up when child lock function is activated: hot water cannot be dispensed. Press the button once to deactivate child lock function for single pour (icon will distinguish). Press and hold the button for 10 seconds to properly deactivate/ activate child lock function.



Reset Reset button: Please press and hold the button for 5 seconds to reset the cartridge lifetime bar after replacing the cartridge.

Boiling



Boiling Boiling button: When child lock function is deactivated (icon extinguished), press the button to dispense hot water, press again to stop hot water.

Ambient

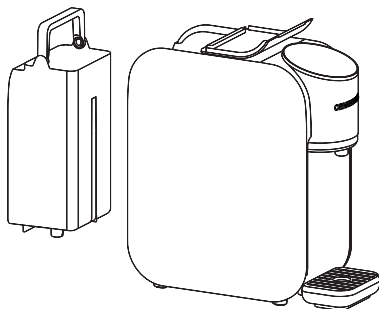


Ambient Ambient button: Press the button to dispense ambient water, press again to stop ambient water.

General Setup

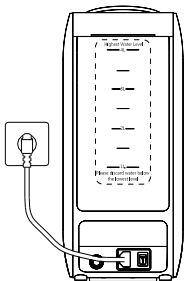


Remove the top cover and install the DF-C combined cartridge into the main body.

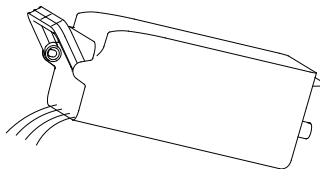


Fill the water tank with tap water, return it onto the main body, and close the lid properly.

ORIGINwater



Connect the power cable to the device and the socket .Turn on the power switch, the device will start automatically.



When the refill icon flashes, you should remove the water tank, dispose of the remaining water, and refill the water tank.

Functions

- 1.DF-C Combined Cartridge: Improves the taste and quality of tap water whilst retaining its natural minerals and trace elements.
- 2.Smart Device: Real-time display of cartridge life, water quality, water temperature and working condition.
- 3.Instant Heat: Instant heating technology is used to provide hot water quickly.
- 4.UV: Built-in UV sterilization system.

Instructions for using

- 1.When the device is initially used or hasn't be used for more than 3 days, it should be rinsed through by running the device for 2 cycles (2 × 4L of water) and discarding the water.

2. Please press the boiling water button or the ambient water button to get purified water, and press again to stop it.
3. Close the lid when the water tank is placed onto the device, otherwise the device will not produce water. Please keep the lid closed well.
4. If the refill icon flashes when water tank is placed onto the device and the lid is closed, it means that the water tank is short of water. Please dispose of the remaining water and refill the water tank with tap water. If the remaining water is not disposed of, it may reduce the life of cartridge or influence the quality of the purified water.
5. Please do not take off the inlet tube, as this could influence cartridge life and the quality of the purified water.

Caution

- ※ Before using the water purifier, please read the following information carefully.
- ※ Please contact our technicians if there is any problem.

1. Please do not leave the device in subzero environments as this may cause irreparable damage.
2. Please do not leave the device in high temperature environments as this may result in deformation, breakdown and leakage.
3. Please do not disassemble the device without authorization.
4. Power input should not exceed the min/max voltage.
5. Please empty the water tank and the purified water tank (via releasing the water discharge button), and unplug the device if the device is to be left unattended.
6. Please cut the power supply immediately in the following situations:
 - 1) Leaking in pipes or other accessories
 - 2) The device is not working
 - 3) Electrical leakage



ORIGINWATER GROUP PTY LTD

ACN 627 690 055

1508 Level 15 World Tower, 87 Liverpool St,
Sydney, Australia