


ORIGINwater

Benchtop Water Purifier

User Manual

U608AU-BT



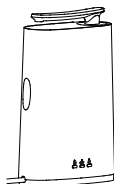
ORIGINWATER GROUP PTY LTD



ORIGINwater

Accessories


Please check the accessories before use. Please contact your local dealers for any missing accessories.



One set of main bodies
(with 3 cartridges)



Three-way Valve with inlet tube

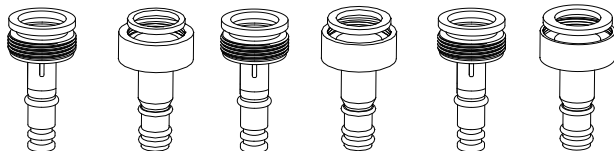


2 AAA Batteries



User manual

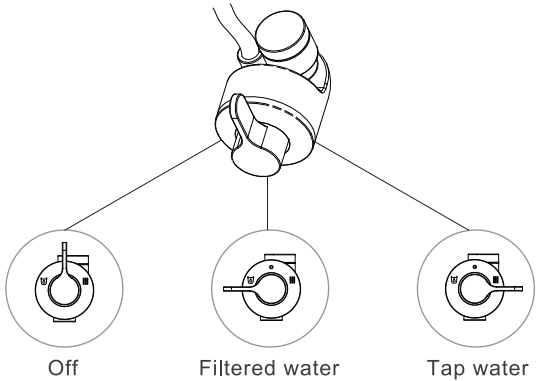
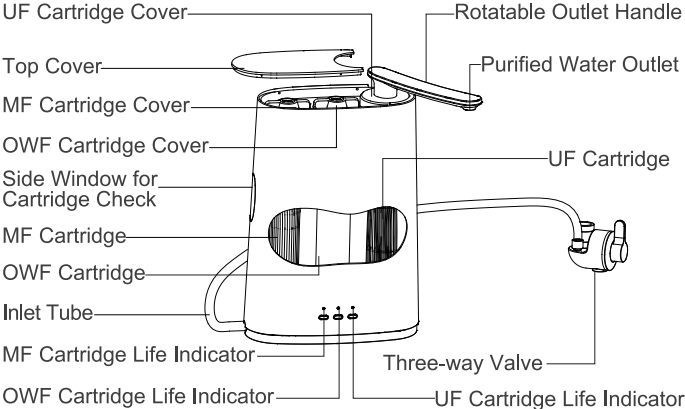
6 tap connectors with seals



M20X1(Outer) M20X1(Inner) M22X1(Outer) M22X1(Inner) M24X1(Outer) M24X1(Inner)

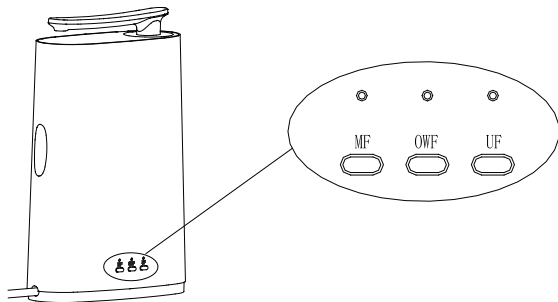
ORIGINwater

Components



ORIGINwater

Control Panel



Cartridge life indicator:

Press the button to activate the green indicator of cartridge life and hold for 5 seconds. If any of the cartridges are depleted, the corresponding indicators will turn red.

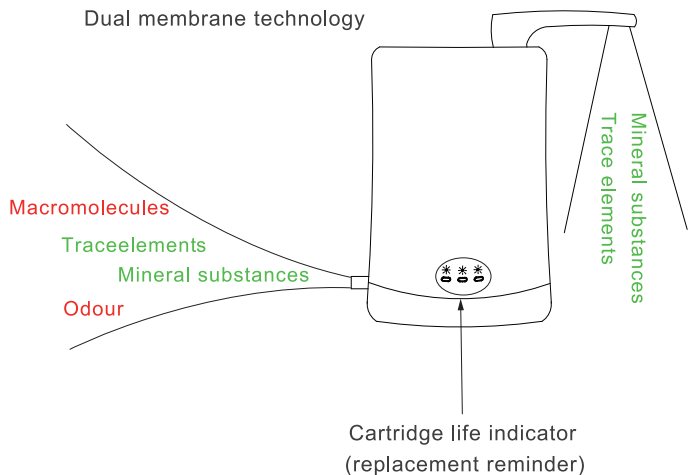
Reset cartridge life indicator:

After replacing cartridges, please press the corresponding button and hold for 3 seconds to reset the cartridge life indicator (It will turn green with a beeping sound).

NB: Cartridge lives are also subject to change in relation to the quality and volume of inlet water.

ORIGINwater

Functions

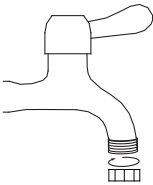


Technical Data

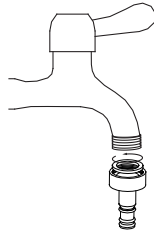
Name: Benchtop Water Purifier
Model: U608AU-BT
Min Working Pressure: 100KPa
Min Working Temperature: 4 °C
Min Water Intake Temperature: 5 °C
Flow: 2L/min

Product Type: OW-UF-07
Water Supply: Tap Water
Max Working Pressure: 700KPa
Max Working Temperature: 40 °C
Max Water Intake Temperature: 38 °C

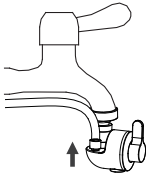
Installation of the three-way valve



1. Turn off the tap then remove the aerator by rotating it clockwise.



2. Select and assemble the appropriate connector and attach it to the tap by rotating anticlockwise.



3. Connect the three-way valve inlet to the connector by pushing it up.

NB: If the inlet tube is too long for usage, remove the tube by loosening the nut. Cut the tube to a suitable length then reattach the tube to the valve. To prevent leakage, make sure the tube is inserted as deep as possible and that the nut is completely tightened.

Caution

- ※ Before use, please read the following information carefully.
- ※ Please contact our technicians for any problems.

Please do not leave the machine in subzero environments as this may cause irreparable damage.

Please do not leave the machine in high temperature environments as this may result in deformation, breakdown and leakage.

Every day, before use, please flush water through the tap for at least 10 seconds.

If the machine is idle for more than 2 days, please flush water through the tap for at least 20 seconds before use.

Hot water (>40°C) is not acceptable. High temperature water may result in deformation, breakdown and leakage of the machine.

When the flow rate of purified water decreases, please wash the surface of the MF and UF cartridges.

The bottom of the page features a decorative graphic consisting of several overlapping rectangular blocks in various shades of blue. A prominent dark blue block is positioned at the bottom left, with lighter blue blocks extending to the right and upwards from its top edge.

ORIGINWATER GROUP PTY LTD

ACN 627 690 055

1508 Level 15 World Tower, 87 Liverpool St,
Sydney, Australia